

# Pre-exponential factor of Arrhenius equation for the isothermal crystallization of some Se–Ge, Se–In and Se–Te chalcogenide glasses

N. Mehta · A. Kumar

Received: 14 July 2005 / Accepted: 18 January 2006 / Published online: 14 November 2006  
© Springer Science+Business Media, LLC 2006

**Abstract** Compensation law or Meyer–Neldel rule is observed in many activated phenomena, including solid state diffusion in crystals and polymers, dielectric relaxation, conduction and thermally stimulated processes in polymers, and electronic conduction in amorphous semiconductors. In the present paper, we have reported the compensation effect for the isothermal crystallization of some Se–Ge, Se–In and Se–Te chalcogenide glasses. We have observed Meyer–Neldel rule between pre-exponential factor  $K_0$  and activation energy of crystallization  $E_c$  in the present case.

## Introduction

Many activated phenomena, including solid-state diffusion in crystals and polymers, dielectric relaxation, conduction and thermally stimulated processes in polymers, and electronic conduction in amorphous semiconductors obey the compensation law or Meyer–Neldel rule. The Meyer–Neldel rule or MN rule (also known as compensation effect) is an empirical law known since 1937 [1]. This rule is observed in wide range of phenomena in physics, chemistry, biology and electronics [2–8]. It appears to be a fundamental property of many families of activated processes following an Arrhenius dependence on temperature:

$$X = X_0 \exp(-\Delta E/kT) \quad (1)$$

Here  $X$  is the absolute rate of a thermally activated process,  $X_0$  the pre-exponential factor,  $\Delta E$  the activation enthalpy and  $k$  the Boltzmann constant. Commonly, by the evaluation of experimental data, the activation enthalpy is determined from the slope ( $\Delta E/k$ ) of an Arrhenius plot of  $\ln X$  vs.  $1/T$ . It is frequently found that, when  $\Delta E$  is varied with a family of processes (for example, related chemical reaction), then pre-exponential factor  $X_0$  obeys the following empirical relation:

$$X_0 = X_{00} \exp(\Delta E/E_{MN}), \quad (2)$$

where  $X_{00}$  and  $E_{MN}$  are positive constants.  $E_{MN}$  is known as Meyer–Neldel energy for the process in question. Since then, the origin of this relation is referred to as the Meyer–Neldel relation or MN rule and the physical interpretation of  $X_{00}$  and  $E_{MN}$  has been the subject of speculations. The discussion of whether there is one universal explanation for the MNR in different systems is not yet settled. Various plausible models have been proposed.

The hallmarks of the MN rule, linear behavior of the Arrhenius plot and a characteristic temperature where the compensation is exact, are often recognized. This rule is generally observed in disordered materials. In the class of amorphous semiconductors, the MN rule has been reported in a-Si:H films in which  $\Delta E$  is varied by doping, by surface absorption, light soaking or by preparing films under different conditions [9–11].

In case of chalcogenide glasses also, MN rule is observed by the variation of activation energy  $\Delta E$  of d.c. conduction on changing the composition of the

N. Mehta · A. Kumar (✉)  
Department of Physics, Harcourt Butler Technological  
Institute, Kanpur 208 002, India  
e-mail: dr\_ashok\_kumar@yahoo.com

glassy alloys [12–19] in a specific glassy system or by the variation of intensity of light [19, 20]. In our laboratory also, different glassy systems were prepared by quenching technique and the observation of MN rule were reported in some of these glassy systems in a series of papers [12–15].

Though evidence of MN rule has been reported for a number of activated phenomena such as solid-state diffusion in crystals and polymers, dielectric relaxation and conduction in polymers, thermally stimulated processes in polymers and electronic conduction in amorphous semiconductors [2–8], a less effort has been done to observe MN rule in kinetic phenomena such as crystallization phenomenon. In this paper, we have reported, the observation of MN rule for the isothermal crystallization of some chalcogenide glasses of  $\text{Se}_{100-x}\text{Ge}_x$ ,  $\text{Se}_{100-x}\text{In}_x$  and  $\text{Se}_{100-x}\text{Te}_x$  ( $5 \leq x \leq 30$ ) glassy systems. A strong correlation between the pre-exponential factor  $K_0$  and activation energy of crystallization  $E_c$  has been observed in the present study.

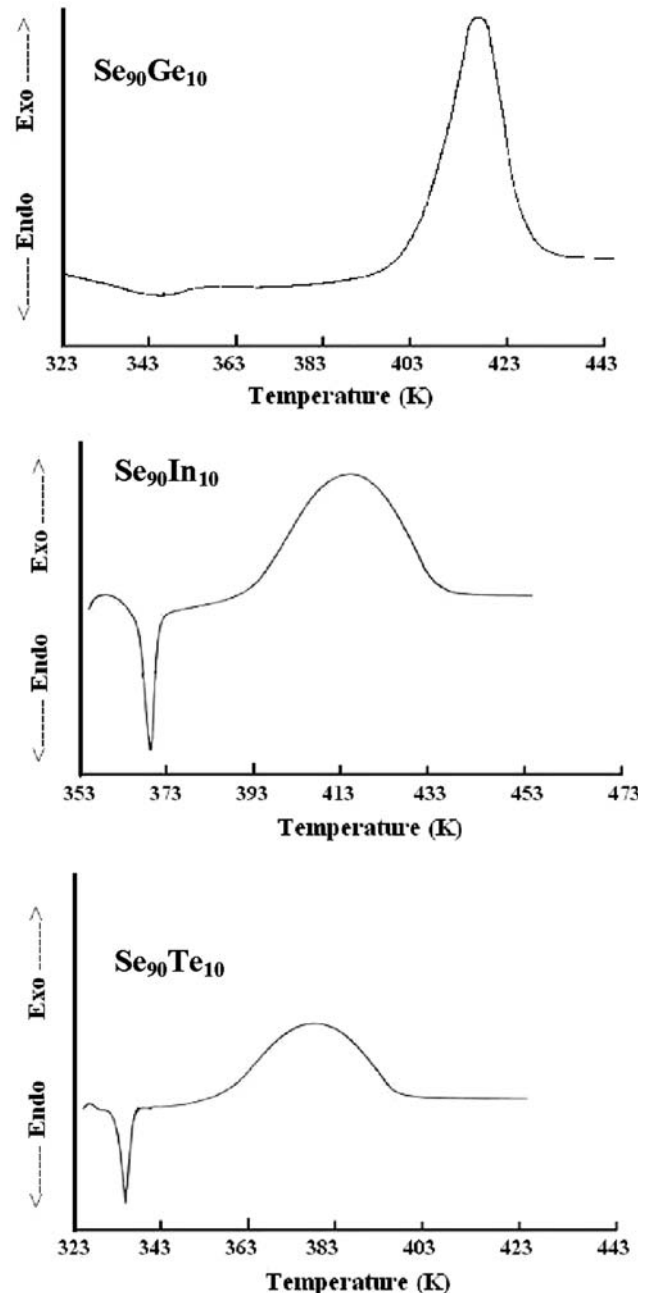
## Experimental

Glassy alloys used in the present study were prepared by quenching technique. The exact proportions of high purity (99.999%) elements, in accordance with their atomic percentages, were weighed ( $\sim 5$  g) using an electronic balance (LIBROR, AEG-120) with the least count of  $10^{-4}$  g. The material was then sealed in evacuated ( $\sim 10^{-5}$  Torr) quartz ampoules (length  $\sim 5$  cm and internal diameter  $\sim 8$  mm). The ampoules containing material were heated to  $1000^\circ\text{C}$  and were held at that temperature for 12 h. The temperature of the furnace was raised slowly at a rate of  $3\text{--}4^\circ\text{C}/\text{min}$ . During heating, the ampoules were constantly rocked, by rotating a ceramic rod to which the ampoules were tucked away in the furnace. This was done to obtain homogeneous glassy alloys.

After rocking for about 12 h, the obtained melts were cooled rapidly by removing the ampoules from the furnace and dropping to ice-cooled water rapidly. The quenched samples were then taken out by breaking the quartz ampoules. The glassy nature of the alloys was ascertained by Differential Scanning Technique (DSC) technique. For this purpose, DSC patterns of all the samples were taken at a heating rate of  $5\text{ K}/\text{min}$  using DSC 2910 Differential Scanning calorimetry (T. A. instruments, USA). Each sample (10–20 mg) in powdered form was heated at a constant heating rate and the changes in heat flow with respect to an empty pan were measured. The DSC patterns of glassy  $\text{Se}_{90}\text{M}_{10}$  ( $\text{M} = \text{Ge}, \text{In}, \text{Te}$ ) alloy are shown in

Fig. 1. From Fig. 1, it is clear that well-defined endothermic and exothermic peaks are observed at glass transition temperature ( $T_g$ ) and crystallization temperatures ( $T_c$ ) respectively. Similar DSC patterns were obtained for the other glassy alloys.

The glasses, thus prepared, were ground to make fine powder and the pellets (dia  $\sim 6$  mm and thickness  $\sim 0.5\text{--}1$  mm) were obtained after compressing the powder in a die at a load of  $3\text{--}4 \times 10^4$  N.



**Fig. 1** DSC patterns of glassy  $\text{Se}_{90}\text{M}_{10}$  ( $\text{M} = \text{Ge}, \text{In}, \text{Te}$ ) alloys at heating rate of  $5\text{ K}/\text{min}$

The isothermal amorphous to crystalline (a–c) phase transformation was studied by measuring the d.c. conductivity  $\sigma$  as a function of time (1–2 min intervals) at various annealing temperatures between the glass transition temperature and crystallization temperature. The annealing temperature  $T$  was kept constant during the a–c phase transformation period. The remarkable increase of  $\sigma$  implies that  $\sigma$  at any time  $t$  is the result of two conductivities  $\sigma_a$  and  $\sigma_c$  corresponding to a double phase system, amorphous and crystalline.

The conductivity measurements were taken in a vacuum  $\sim 10^{-2}$  Torr by mounting the samples in a specially designed sample holder. The resistance was measured using Kiethely Electrometer (model 614). The temperature was measured using a calibrated constantan thermocouple. Different pellets were taken for each value of  $T$ . The annealing temperature  $T$  was attained at a fast heating rate and then maintained constant till saturation in the resistance was obtained.

## Results

During the isothermal transformation, the extent of crystallization ( $\alpha$ ) of a certain material is represented by the Avrami's equation [21]:

$$\alpha(t) = 1 - \exp[-(K t)^n] \quad (3)$$

where ' $K$ ' is rate constant and ' $n$ ' is the order parameter which depends upon the mechanism of crystal growth.

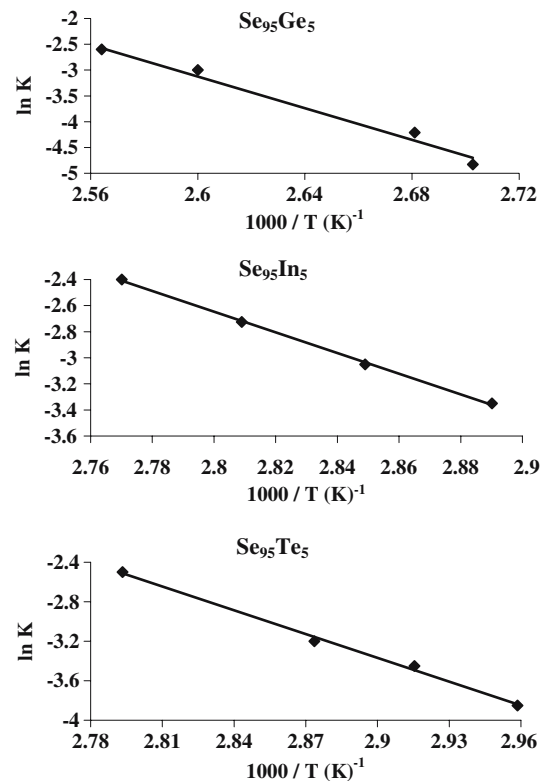
In general, crystallization rate constant  $K$  increases exponentially with temperature indicating that the crystallization is a thermally activated process. Mathematically, it can be expressed as:

$$K = K_0 \exp(-E_c/kT) \quad (4)$$

where  $E_c$  is called the activation energy of crystallization and  $K_0$  is called the pre-exponential factor.

The above equation is termed as Arrhenius law and is used to determine the activation energy of crystallization. The extent of crystallization ( $\alpha$ ) has been calculated using the isothermal d.c. conductivity measurements [22, 23]. The details of the method can be obtained from the literature [24–28]. Once the values of  $\alpha$  are known at different isothermal annealing times [22, 23], the value of  $\ln K$  as a function of temperature can be calculated using Eq. 3 in the following form:

$$\ln[\ln(1 - \alpha)^{-1}] = \ln K + n \ln t \quad (5)$$



**Fig. 2** Plots of  $\ln K$  vs.  $1000/T$  for glassy  $\text{Se}_{95}\text{M}_5$  ( $M = \text{Ge}, \text{In}, \text{Te}$ ) alloys

According to Eq. 5, the plot of  $\ln[\ln(1 - \alpha)^{-1}]$  vs.  $\ln t$  leads to a straight line of intercept  $\ln K$ .

The values of the temperature dependent crystallization rate constant  $K$ , evaluated from the intercepts of  $\ln[\ln(1 - \alpha)^{-1}]$  vs.  $\ln t$  curves were plotted as a function of temperature for glassy Se–Ge, Se–In and Se–Te alloys. The plots of  $\ln K$  vs.  $10^3/T$  curves for glassy  $\text{Se}_{95}\text{M}_5$  ( $M = \text{Ge}, \text{In}, \text{Te}$ ) alloys are shown in Fig. 2. The straight line, thus obtained, confirms the validity of Eq. 4. Similar plots are obtained for the other glassy alloys. The values of  $E_c$  and  $\ln K_0$  for various alloys obtained from the slopes of  $\ln K$  vs.  $10^3/T$  curves are given in Table 1.

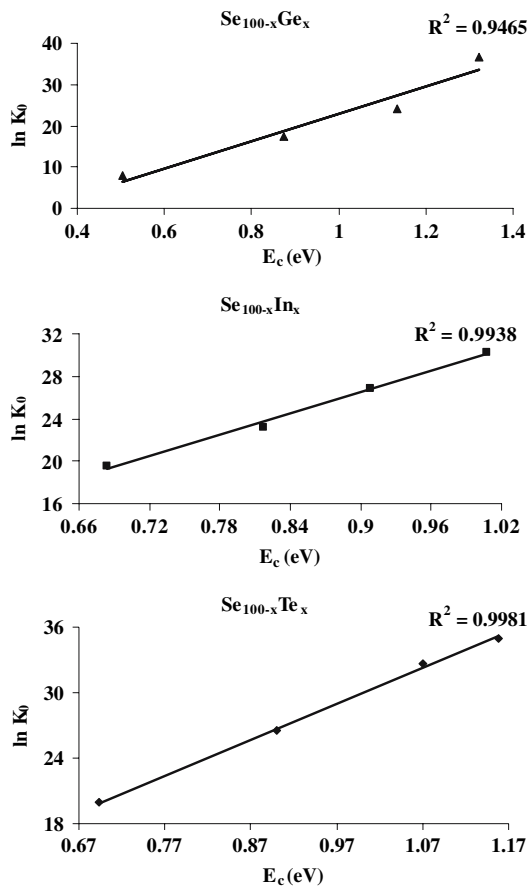
## Discussion

It is clear from this table that  $E_c$  and  $K_0$  are composition dependent and  $K_0$  is not a constant but depends on  $E_c$ . Figure 3 shows the plots of  $\ln K_0$  vs.  $E_c$  for glassy  $\text{Se}_{100-x}\text{Ge}_x$ ,  $\text{Se}_{100-x}\text{In}_x$  and  $\text{Se}_{100-x}\text{Te}_x$  systems. Curve fitting is done by least square method and the square of coefficient of correlation ( $R^2$ ) of the  $\ln K_0$  vs.  $E_c$  plot is indicated in these figures. It is clear from these figures that each  $\ln K_0$  vs.  $E_c$  plot is a

**Table 1** Values of  $E_c$  and  $K_0$  evaluated from isothermal method for  $Se_{100-x}M_x$  ( $M = Ge, In, Te$ ) chalcogenide glasses

Glassy system	$E_c$ (eV)	$K_0$ (min) <sup>-1</sup>	$K_0 = K_{00} \exp [E_c/kT_0]$ (min) <sup>-1</sup>
<b>Se<sub>100-x</sub>Ge<sub>x</sub></b>			
$x = 5$	1.32	$9.00 \times 10^{15}$	$4.00 \times 10^{14}$
$x = 10$	0.50	$2.60 \times 10^3$	$6.36 \times 10^2$
$x = 15$	1.13	$3.00 \times 10^{10}$	$8.30 \times 10^{11}$
$x = 22$	0.87	$4.00 \times 10^7$	$1.40 \times 10^8$
<b>Se<sub>100-x</sub>In<sub>x</sub></b>			
$x = 5$	0.68	$3.09 \times 10^8$	$2.10 \times 10^8$
$x = 10$	0.82	$1.17 \times 10^{10}$	$1.92 \times 10^{10}$
$x = 20$	0.91	$4.40 \times 10^{11}$	$4.10 \times 10^{11}$
$x = 30$	1.01	$1.32 \times 10^{13}$	$1.21 \times 10^{13}$
<b>Se<sub>100-x</sub>Te<sub>x</sub></b>			
$x = 5$	0.69	$4.57 \times 10^8$	$4.39 \times 10^8$
$x = 10$	0.90	$3.26 \times 10^{11}$	$4.02 \times 10^{11}$
$x = 20$	1.07	$1.61 \times 10^{14}$	$1.08 \times 10^{14}$
$x = 30$	1.16	$1.54 \times 10^{15}$	$1.94 \times 10^{15}$

straight line of good correlation coefficient indicating that  $K_0$  varies exponentially with  $E_c$  following the relation:



**Fig. 3**  $\ln K_0$  vs.  $E_c$  plots for glassy  $Se_{100-x}Ge_x$ ,  $Se_{100-x}In_x$  and  $Se_{100-x}Te_x$  systems

$$\ln K_0 = \ln K_{00} + E_c/kT_0 \tag{6}$$

From the slope and intercept of the line, we have calculated the values of  $(kT_0)^{-1}$  and  $K_{00}$ . Using these values, the expected  $\ln K_0$  values have been calculated for the glassy  $Se_{100-x}Ge_x$ ,  $Se_{100-x}In_x$  and  $Se_{100-x}Te_x$  systems and compared with the reported values (see Table 1). An overall good agreement between these two values confirms the validity of MN Rule in glassy  $Se_{100-x}Ge_x$ ,  $Se_{100-x}In_x$  and  $Se_{100-x}Te_x$  systems for isothermal crystallization.

Various workers have provided different models or assumptions [29–32] to explain the MN rule for such kinetic phenomena, as we have observed for some chalcogenide glasses of Se–M ( $M = Ge, In, Te$ ) system in the present study. The applicability of MN rule for isothermal crystallization of some chalcogenide glasses in Se–Ge–Sb system has been reported by Bordas et al. [29, 30]. On annealing some Se–Ge–Sb glasses, they have observed two crystalline phases:  $Sb_2Se_3$  and  $GeSe_2$ . For the glass samples located in the crystallization region of  $Sb_2Se_3$ , they state that the compensation effect is related to the crystallization of  $Sb_2Se_3$ . In any case, they attribute the compensation effect to the primary and secondary crystallization of different phases. Fang [31] has proposed a model for MN rule in activated processes. According to this model, the annealing time parameter obeys the MN rule. Koga and Sestak [32] have shown that the kinetic compensation effect mathematically results from the exponential form of the rate constant. A change of activation energy is thus compensated by the same change in temperature or in the logarithm of the pre-exponential factor. In the present study also, the increase in  $E_c$  is compensated by the increase in the pre-exponential factor  $K_0$ . As the rate constant  $K$  is also annealing time dependent parameter, our results confirm the validity of the model proposed by Fang [31].

**Conclusion**

Chalcogenide glasses of glassy  $Se_{100-x}Ge_x$ ,  $Se_{100-x}In_x$  and  $Se_{100-x}Te_x$  systems have been prepared by quenching technique. Temperature dependence of crystallization rate constant  $K(T)$  has been studied for various glassy alloys. It has been find that  $K(T)$  is thermally activated. The activation energy, however, depends on the composition.

The activation energy and pre-exponential factor satisfies the MN rule for all the glassy systems. This shows that the MN rule, which is generally observed

for solid state diffusion in crystals and polymers, dielectric relaxation and conduction in polymers, thermally stimulated processes in polymers and electronic conduction in amorphous semiconductors; is also observed for the crystallization in chalcogenide glasses.

## References

1. Meyer W, Neldel H (1937) *Z Tech Phys* 18:588
2. Deren J, Haber J, Podgorecka A, Burzyk J (1963) *J Catalysis* 2:161
3. Ahuja LD, Brar AS (1975) *J Coll Inter Sci* 50:197
4. Dosdale T, Brook RJ (1983) *Solid State Ionics* 8:297
5. Metselaar R, Oversluizen G (1984) *J Sol Stat Chem* 55:320
6. Niemantsverdriet JW, Markert K, Wandelt K (1988) *Appl Surf Sci* 31:211
7. Bogusz W, Kony DE, Krok F (1992) *Mater Sci Engg B* 15:169
8. Bond GC (1999) *Catalysis Today* 49:41
9. Spear WE, Allan D, Lecomber P, Gaith A (1980) *Phil Mag B* 41:419
10. Tanielian M (1982) *Phil Mag B* 45:435
11. Crandall RS (1991) *Phys Rev B* 43:4057
12. Arora R, Kumar A (1991) *Phys Stat Sol A* 1125:273
13. Dwivedi SK, Dixit M, Kumar A (1998) *J Mater Sci Lett* 17:233
14. Singh S, Shukla RK, Kumar A (2005) *J Non-Cryst Sol* 351:1577
15. Mehta N, Kumar D, Kumar A (2005) *J Phys Studies* 8:238
16. Abd-El Mongy A (2001) *Egypt J Sol* 24:207
17. Ei-Kady YLA (2001) *Physica B* 305:259
18. Kumar D, Kumar S (2004) *Bull Mater Sci* 27:101
19. Kumar D, Kumar S (2004) *Vacuum* 74:113
20. Kumar D, Kumar S (2004) *J Optoelectron Adv Mater* 6:777
21. Avrami M (1940) *J Chem Phys.* 8:212
22. Odelevsky VI (1951) *J Tech Phys.* 21:673
23. Kotkata MF, El-Dib AF, Gani FA (1985) *Mater Sci Eng* 72:163
24. Agarwal P, Goel S, Tripathi SK, Kumar A (1991) *Physics B* 172:511
25. Agarwal P, Goel S, Kumar A (1991) *J Phys III* 1:1429
26. Agarwal P, Goel S, Tripathi SK, Kumar A (1991) *J Mater Sci* 26:4924
27. Agrahari SK, Arora R, Kumar A (1993) *Physics B* 191:203
28. Agrahari SK, Arora R, Kumar A (1991) *J Phys III* 4:331
29. Bordas S, Clavaguera-Mora MT, Clavaguera N (1988) *Thermochimica Acta* 133:293
30. Bordas S, Clavaguera-Mora MT, Clavaguera N (1990) *J Non-Cryst Sol* 119:232
31. Fang PH (1969) *Phys Lett A* 30:217
32. Koga N, Sestak J (1991) *Thermochimica Acta* 182:201